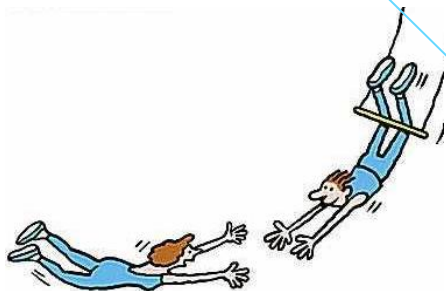


# CURRICULUM DAYS




## "learning on the inside"



## Time, Space and Place for Learning

Unlearn, Relearn and Learn

"Your assignment, should you choose to accept it" is to take education truly into the 21st century. There is no "one size fits all", or "one style fits all" **blueprint**. This is an opportunity to be inspired to reflect on your own practice and ways of doing things, including ideas about knowledge, curriculum, and teaching; and reflect on how we change/challenge our minds about ourselves.



These days have been designed to challenge and inspire your thinking no matter where that thinking may be right now. The days are designed to provide both choice and flexibility. To get the most out of them be prepared to step outside your own comfort zone and choose options that will challenge your current thinking, that will allow you to share your thinking with others you may not have much regular contact with.

Use the wiki space that was started last year and revisit it: <http://alfristoncollege.wikispaces.com/>

Ensure you contribute by completing the evaluation on survey monkey which will ask for your views on Time, Space and Place for Learning-visit this over the course of the 2 days and add in contributions as you develop your ideas. [http://www.surveymonkey.com/s.aspx?sm=Ly2pLesv0wuVbtE28tRULA\\_3d\\_3d](http://www.surveymonkey.com/s.aspx?sm=Ly2pLesv0wuVbtE28tRULA_3d_3d)

#### Thursday Planner

8.30 Key note		
<b>Session 1: 10.30-12</b>	<b>Learning Area 12-1.30</b>	<b>Session 3: 2.30-4</b>

#### Friday Planner

8.30 Café Breakfast session	
<b>Session 1: 10.00-12</b>	<b>Session 2: 1-3pm</b>

Place	Thursday Programme 8.30 – 4.00pm				
Theatre	<b>Welcome:</b> Susan Impey <b>Change:</b> An ‘inside out’ and ‘outside in’ approach <b>Personalising Learning:</b> William Madgwick				
Staff room	Morning tea 10.00 – 10.30				
	10.30 – 12.00	CHECK OUT YOUR LEARNING AREAS	12.00- 1.30 All in Learning Areas		2.30 - 4.00
L9	<b>Learning Conversations:</b> Personalising Learning-What has this made you think of? Continue discussion and ideas.		<b>Art-Key Competencies-</b> How do we make these live in our programs?	Kr 01	<b>Wiki:</b> Start where you left off last term. B.Y.O.L
Aua 15	<b>Reflection and Restoration:</b> An opportunity to examine what is working well within your own teaching practice and what do you need to move forward in a positive way?		<b>Social Sciences Reflection: All hands on Deck:</b> Where are we at and where are we heading?	Kr 04	<b>Podcasting:</b> One step further no matter where you are at!
ILC	<b>How do we ensure rigor in our more “non-traditional” curriculum?</b> Digging deeper into modules and 3 day episodes		<b>Science Creating the Future by Challenging the Past:</b> an exploration of our current ways of teaching	Kr 12	<b>Literacy facilitators-</b> join together to carry on this role and work out where to next.
Aua 1	<b>Student Voice:</b> How can we utilise the voices of our learners as feedback into Learning?		<b>Enhancing your own Curriculum:</b> Beyond 2010-analysing our ‘curriculum’ for the future. <b>Languages, Technology. English, Connected Learning, Performing Arts-</b> separate areas.	Aua 16	<b>Differentiation:</b> One size does not fit all? Are you utilising differentiating in lessons? What did I do in the last PD differentiation, how has that affected my practice and what do I need to do next. <a href="http://alfristoncollege.wikispaces.com/">http://alfristoncollege.wikispaces.com/</a>
Aua 5	<b>Autism and Aspergers:</b> Understand what this is and consider learning strategies to think about for these learners.		<b>Numeracy in Mind:</b> Analysing future Assessment	Gym	<b>Understanding Learning Styles:</b> A practical view of reflecting how individuals learn.
			<b>PE Reflections:</b> How can we enhance our Yr 11 programme in the future?	Staffroom	<b>The Key Competencies and Independent Learning Qualities.</b> How rigorously do these live in my daily practice?
			<b>Pastoral Care Network in A1</b> Unpacking the referral process		
Staffroom	Lunch 1.30 – 2.30 Famous and traditional baked potatoes				
	Happy Hour 4-5pm: Join together in the staff room to unwind and meet the new Board				

Place	<b>Friday Programme 8.30am - 3.00pm</b>		
CAFE	<b>Staff Breakfast with Guests</b> <b>AC Café Conversations</b> - Time, Place and Space for Learning.		
	<b>10am – 12.00pm</b>		<b>1.00pm - 3.00pm</b>
<b>Staffroom</b>	<b>Learning Conversations: Into the Future 10 am</b> An opportunity to chew the fat over curriculum design and where to next.	<b>Staffroom</b>	<b>ICT Think Tank</b> Strategise over the future of ICT at Alfriston
<b>L9</b>	<b>Learning Conversations: Conversations that Matter: 11 am</b> Share experiences of the Home School Partnerships and ideas for future focus.	<b>WO1</b>	<b>Self Managing Learning:</b> The role of the Learning Leader- examine what the most important skills and concepts you need to get across to your learners when using Learning Guides.
<b>Various</b>	<b>Enhancing your own Learning Area Curriculum:</b>  Beyond 2010-analysing your curriculum for the future.	<b>Various</b>	<b>Differentiation:</b> One size does not fit all? Are you utilising differentiating in lessons? Enjoy time to develop resources, share ideas and network with your colleagues to make this common practice in your teaching practice. <a href="http://alfristoncollege.wikispaces.com/">http://alfristoncollege.wikispaces.com/</a>
<b>Various</b>	<b>ICT</b> explore the potential with colleagues across and within learning areas <a href="http://www.ed421.com/?p=453">http://www.ed421.com/?p=453</a>	<b>L9</b>	<b>It's 5 o'clock somewhere:</b> Share ideas about the different sorts of ways you could extend learning so that it encourages 24/7 collaboration.
<b>A1</b>	<b>Restorative Practices:</b> A practical overview of what restorative practice is and is not incorporating the use of restorative strategies in my learning space.	<b>KTR01</b>	<b>Visual Spatial Learners:</b> How to incorporate Thinking Games into your Lessons.
<b>Various</b>	<b>Lunch 12.00pm-1.00pm</b>		